



Day 1


PREPOSITION




on




under




behind



in front of



in



next to



between



Day 1

ON / UNDER


Circle the object that is on the table.



Circle the object that is under the table.



Circle the object that is on the table.





ON / UNDER



Circle the object that is on the table.



Circle the object that is under the table.



Circle the object that is on the table.



PREPOSITION



GIVE A ✓ OR ✗ IN THE BOXES.

1. The cat is under the sofa.
2. There is a dog in front of the door.
3. The plant is between the sofa and the door.
4. There are two paintings on the wall.
5. The mirror is next to the lamp.

Day 2

PREPOSITION



GIVE A ✓ OR ✗ IN THE BOXES.

1. The cat is under the sofa.
2. There is a dog in front of the door.
3. The plant is between the sofa and the door.
4. There are two paintings on the wall.
5. The mirror is next to the lamp.

Day 2

PREPOSITION



GIVE A ✓ OR ✗ IN THE BOXES.

6. The rug is in front of the sofa.

7. There are books on the shelf.


8. The vase is next to the lamp.

9. The window is behind the plant.

10. The pillows are under the sofa.

Day 2

PREPOSITION



GIVE A ✓ OR ✗ IN THE BOXES.

6. The rug is in front of the sofa.
7. There are books on the shelf.
8. The vase is next to the lamp.
9. The window is behind the plant.
10. The pillows are under the sofa.

Day 3

Where is it?

Read and write the prepositions.

on in under in front of behind next to between

1. The hamster is _____ the bowl.



2. The hamster is _____ the bowl.



3. The hamster is _____ the bowl.



4. The hamster is _____ the bowl.

5. The hamster is _____ the bowl.



6. The hamster is _____ the bowl.

7. The hamster is _____ the bowls.



Day 3

Where is it?

Read and write the prepositions.

on in under in front of behind next to between

1. The hamster is on the bowl.



2. The hamster is in the bowl.



3. The hamster is under the bowl.



4. The hamster is in front of the bowl.

5. The hamster is behind the bowl.



6. The hamster is next to the bowl.

7. The hamster is between the bowls.



Day 4

ANIMAL RIDDLES

I am brown.
I have a long tail.
I like to climb.
I like to eat bananas.
Who am I?

I am grey.
I have four legs.
I have a long trunk.
I have big ears.
Who am I?

I am big.
I am black and white.
I eat bamboo.
I live in China.
Who am I?

I am big and tall.
I live in Africa.
I have a long neck.
I eat leaves.
Who am I?

Day 4

ANIMAL RIDDLES

I am brown.
I have a long tail.
I like to climb.
I like to eat bananas.
Who am I? **monkey**

I am grey.
I have four legs.
I have a long trunk.
I have big ears.
Who am I? **elephant**

I am big.
I am black and white.
I eat bamboo.
I live in China.
Who am I? **panda**

I am big and tall.
I live in Africa.
I have a long neck.
I eat leaves.
Who am I? **giraffe**

Day 5

ANIMAL RIDDLES

I am white.
I can jump and run
I have long ears.
I like to eat carrots.
Who am I?

I am small and black.
I have eight legs.
I like to eat flies.
I can spin a web.
Who am I?

I am a farm animal.
I am pink and fat.
I say oink oink.
Who am I?

I am green.
I live in a pond.
I catch flies to eat.
I can jump.
Who am I?

Day 5

ANIMAL RIDDLES

I am white.
I can jump and run
I have long ears.
I like to eat carrots.
Who am I? **rabbit**

I am small and black.
I have eight legs.
I like to eat flies.
I can spin a web.
Who am I? **spider**

I am a farm animal.
I am pink and fat.
I say oink oink.
Who am I? **pig**

I am green.
I live in a pond.
I catch flies to eat.
I can jump.
Who am I? **frog**

Day 6



CAN YOU GUESS THE OCCUPATION?

Read the riddles and guess their occupations.

She works in the city.
She helps her patients
keep their teeth, gums
and mouth healthy.
She works in a dental
clinic.
She is a _____.

He works in the city.
He rescues people and
animals in danger.
He puts out fire.
He is a _____.

She works in the city.
She works in a hospital.
She helps doctors, gives
medicine and changes
bandages.
She is a _____.

He works in the country.
He feeds animals and
plants crops.
He looks after animals
and plants.
He is a _____.

Day 6



CAN YOU GUESS THE OCCUPATION?

Read the riddles and guess their occupations.

She works in the city.
She helps her patients
keep their teeth, gums
and mouth healthy.
She works in a dental
clinic.
She is a dentist.


He works in the city.
He rescues people and
animals in danger.
He puts out fire.
He is a fireman.

She works in the city.
She works in a hospital.
She helps doctors, gives
medicine and changes
bandages.
She is a nurse.

He works in the country.
He feeds animals and
plants crops.
He looks after animals
and plants.
He is a farmer.

Day 7

CAN YOU GUESS THE OCCUPATION?



Read the riddles and guess their occupations.

She works in the city.
She is an animal
doctor.
She looks after sick
animals and gives
them vaccines.
She is a _____.


He has an interesting job.
He does experiments, he
flies, he floats and he
explores space.
He works in the N.A.S.A.
He is an _____.

He works in the city.
He wears a uniform.
He catches the
criminals. He directs
the traffic.
He is a _____.

He works in the city.
He helps children
learn English, Math
and Science.
He works at school.
He is a _____.

Day 7

CAN YOU GUESS THE OCCUPATION?



Read the riddles and guess their occupations.

She works in the city.
She is an animal
doctor.
She looks after sick
animals and gives
them vaccines.
She is a vet .

He has an interesting job.
He does experiments, he
flies, he floats and he
explores space.
He works in the N.A.S.A.
He is an astronaut .

He works in the city.
He wears a uniform.
He catches the
criminals. He directs
the traffic.
He is a police .

He works in the city.
He helps children
learn English, Math
and Science.
He works at school.
He is a teacher .

Day 8

ORDER THE WORDS

1. can / fly / Birds / .

2. house / I / a / in / live / .

3. has/ Elephant / long / trunk / a / .

4. a / There / doll / table / is / on / the / .

5. do/ Where / live/ you / ?

6. is / favourite / What / colour / your / ?

Day 8

ORDER THE WORDS

- 2 3 1 4

1. can / fly / Birds / .
- 5 1 4 3 2 6

2. house / I / a / in / live / .
- 2 1 4 5 3 6

3. has/ Elephant / long / trunk / a / .
- 3 1 4 7 2 5 6 8

4. a / There / doll / table / is / on / the / .
- 2 1 4 3 5

5. do/ Where / live/ you / ?
- 2 4 1 5 3 6

6. is / favourite / What / colour / your / ?

Day 9

Picture description

Here is a picture of some children at the playground. Study the picture and describe it.



Day
9

Picture description



1. Where are these children?
2. How many children are there?
3. How's the weather in the picture?
4. What is the boy doing? (Point to the boy on the slide)
5. What is the girl doing? (Point to the girl jumping on the trampoline.)
6. What is the girl doing? (Point to the girl sitting on the monkey bar.) Is it right to do that?

Day 9

Picture description



1. These children are at the playground.
2. There are 7 children.
3. It is a sunny day.
4. The boy is playing on the slide.
5. The girl is jumping on the trampoline.
6. The girl is sitting on the monkey bar. It is not right to do that because it is dangerous.

Read aloud

At the beach

I am Peter.

I like summer holidays.

I like to go to the beach with my family.

Dad and I swim in the sea.

Mum and I play in the sand.

My sister and I build the sandcastle with spades and buckets. We also pick shells together.

We have lots of fun.



Read aloud

At the beach

1. Does Peter like summer holidays?
2. Where does Peter like to go?
3. What does Peter do at the beach?
4. What tools do Peter and his sister need to build the sandcastle?
5. Is Peter happy? Why?



Read aloud

At the beach

1. Yes
2. Peter likes to go to the beach.
3. Peter swims in the sea, plays in the sand, builds the sandcastle and picks the shells.
4. Peter and his sister build the sandcastle with spades and buckets.
5. Yes. He is happy because he has lots of fun at the beach.

